



Introductory sub-table (I)(a)

Name of the Company: RAJKAMAL SYNTHETICS LIMITED			
Scrip Cod: 514028		Name of the scrip: RAJKSYN,	
class of security: EQUITY			
Quarter ended: 30.06.2014			
Partly paid-up shares:-			
	No. of partly paid-up shares	As a % of total no. of partly paid-up shares	As a % of total no. of shares of the company
Held by promoter/promoter group	0	0	0
Held by public	0	0	0
		0	
Total - D	0	0	0
Outstanding convertible securities:-			
	No. of outstanding securities	As a % of total no. of outstanding convertible securities	As a % of total no. of shares of the company, assuming full conversion of the convertible securities
Held by promoter/promoter group	0	0	0
Held by public	0	0	0
Total - E	0	0	0
Warrants:-			
	No. of warrants	As a % of total no. of warrants	As a % of total no. of shares of the company, assuming full conversion of warrants
Held by promoter/promoter group	0	0	0
Held by public	0	0	0
Total - F	0	0	0
Total paid-up capital of the company, assuming full conversion of warrants and convertible securities		6500000	




Statement Showing Shareholding Pattern

		Table (I)(a)				Total shareholding as a percentage of total number of shares		Shares Pledged or otherwise encumbered	
Category code	Category of Shareholder	Number of Shareholders	Total number of shares	Number of shares held in dematerialized form	As a percentage of (A+B) ¹	As a percentage of (A+B+C)	Number of shares	As a percentage	
Code:	(II)	(III)	(IV)	(V)	(VI)	(VII)	(VIII)	(VIII)/(IV)*	
(A) Shareholding of Promoter and									
1 Indian									
(a)	Individuals/ Hindu Undivided Family	2	448276	448276	6.90	6.90	0	0.00	
(b)	Central Government/ State Government(s)	0			0.00	0.00	0	0.00	
(c)	Bodies Corporate	2	851724	851724	13.10	13.10	0	0.00	
(d)	Financial Institutions/ Banks	0	0	0	0.00	0.00		0.00	
(e)	Any Others(Specify)	0	0	0	0.00	0.00		0.00	
(e-i)					0.00	0.00		0.00	
(e-ii)					0.00	0.00		0.00	
Sub Total(A)(1)		4	1300000	1300000	20.00	20.00	0	0.00	
2 Foreign									
a	Individuals (Non-Residents Individuals/ Foreign Individuals)	0	0	0	0.00	0.00		0.00	
b	Bodies Corporate	0	0	0	0.00	0.00		0.00	
c	Institutions	0	0	0	0.00	0.00		0.00	
d	Qualified Foreign Investor	0	0	0	0.00	0.00		0.00	
d-i	Any Others(Specify)							0.00	
d-ii								0.00	
Sub Total(A)(2)		0	0	0	0.00	0.00	0	#DIV/0!	
Total Shareholding of Promoter		4	1300000	1300000	20.00	20.00	0	0.00	
(B) Public shareholding									
1 Institutions									
(a)	Mutual Funds/ UTI	0	0	0	0.00	0.00			
(b)	Financial Institutions/ Banks	1	500	0	0.01	0.01			
(c)	Central Government/ State Government(s)	0	0	0	0.00	0.00			
(d)	Venture Capital Funds	0	0	0	0.00	0.00			
(e)	Insurance Companies	0	0	0	0.00	0.00			
(f)	Foreign Institutional Investors	0	0	0	0.00	0.00			
(g)	Foreign Venture Capital Investors	0	0	0	0.00	0.00			
(h)	Qualified Foreign Investor	0	0	0	0.00	0.00			
(h-i)	Any Other (specify)				0.00	0.00			
(h-ii)					0.00	0.00			




	Sub-Total (B)(1)	1	500	0	0.01	0.01		
B 2	Non-institutions							
(a)	Bodies Corporate	100	1782389	1754924	27.42	27.42		
(b)	Individuals				0.00	0.00		
	Individuals -i. Individual shareholders holding nominal share capital up to Rs 1 lakh	5971	1502652	509395	23.12	23.12		
I	ii. Individual shareholders holding nominal share capital in excess of	48	1601957	1601957	24.65	24.65		
(c)	Qualified Foreign Investor	0	0		0.00	0.00		
(c-i)	Non Resident Indians	5	1750	0	0.03	0.03		
(c-ii)	Hindu Undivided Families	50	310106	301996	4.77	4.77		
(c-iii)	Clearing Member	4	646	646	0.01	0.01		
	Sub-Total (B)(2)	6178	5199500	4168918	79.99	79.99		
(B)	Total Public Shareholding (B)= (B)(1)+(B)(2)	6179	5200000	4168918	80.00	80.00		
	TOTAL (A)+(B)	6183	6500000	5468918	100.00	100.00		
(C)	Shares held by Custodians and against which Depository Receipts have been issued							
1	Promoter and Promoter Group	0	0	0	0	0.00	0	0.00
2	Public	0	0	0	0	0.00	0	0
	Sub-Total (C)	0	0	0	0	0	0	0
	GRAND TOTAL (A)+(B)+(C)	6183	6500000	5468918	100.00	100.00	0	0.00



(I)(b) Statement showing holding of securities (including shares, warrants, convertible securities) of persons belonging to the category "Promoter and Promoter Group"


Sr. No.	Name of the shareholder	Details of Shares held		Encumbered shares (*)			Details of warrants		Details of convertible securities		Total shares (including underlying shares assuming full conversion of warrants and convertible securities) as a % of diluted share capital
		Number of shares held	As a % of grand total (A)+(B)+(C)	No.	As a percentage	As a % of grand total (A)+(B)+(C) of sub-class (I)(a)	Number of warrants held	As a % total number of warrants of the same class	Number of convertible securities held	As a % total number of convertible securities of the same class	
(i)	(ii)	(iii)	(iv)	(v)	(vi)=(v)/(iii)*100	(vii)	(viii)	(ix)	(x)	(xi)	(xii)
1	SHEODUTTRAI BANSIDHAR SANGHAI	179310	2.76	0	0.00	0.00	0	0	0	0	2.76
2	SUSHIL SANGHAI	268966	4.14	0	0.00	0.00	0	0	0	0	4.14
3	ACOLYTE INFRASTRUCTURE AND MINING LTD	537931	8.28	0	0.00	0.00	0	0	0	0	8.28
4	PLAZA DIAMOND PROPERTIES P LTD	313793	4.83	0	0.00	0.00	0	0	0	0	4.83
TOTAL		1300000	20.00	0	0.00	0.00	0	0	0	0	20.00

(*) The term "encumbrance" has the same meaning as assigned to it in regulation 28(3) of the SAST Regulations, 2011




(1)(c)(i) Statement showing holding of securities (including shares, warrants, convertible securities) of persons belonging to the category "Public" and holding more than 1% of the total number of shares

Sr. No.	Name of the shareholder	Number of shares held	Shares as a percentage of total number of shares (i.e., Grand Total (A)+(B)+(C) indicated in Statement at para (1)(a) above)	Details of warrants		Details of convertible securities		Total shares (including underlying shares assuming full conversion of warrants and convertible securities) as a % of diluted share capital
				Number of warrants held	As a % total number of warrants of the same class	Number of convertible securities held	% w.r.t total number of convertible securities of the same class	
1	BONANZA PORTFOLIO LTD	79445	1.22	0	0	0	0	1.22
2	B.LODHA SECURITIES LIMITED	132531	2.04	0	0	0	0	2.04
2	HEM SECURITIES LTD	139756	2.15	0	0	0	0	2.15
4	GYANESHWAR INFRASTRUCTURE PVT LTD	480000	7.38	0	0	0	0	7.38
5	DECENT HOUSING PRIVATE LTD	520000	8.00	0	0	0	0	8.00
6	JSEL SECURITIES LTD	70859	1.09	0	0	0	0	1.09
7	SARLA DEVI AJMERA	72142	1.11	0	0	0	0	1.11
8	ROHIT SABOO	130228	2.00	0	0	0	0	2.00
9	KAMAL KISHORE SOMANI	314033	4.83	0	0	0	0	4.83
10	RAJESH KUMAR SODHANI	112499	1.73	0	0	0	0	1.73
TOTAL		2051493	31.56	0	0	0	0	31.56




(I)(c)(ii) Statement showing holding of securities (including shares, warrants, convertible securities) of persons (together with PAC) belonging to the category "Public" and holding more than 5% of the total number of shares of the company

Sr. No.	Name(s) of the shareholder(s) and the Persons Acting in Concert (PAC) with them	Number of shares	Shares as a percentage of total number of shares (i.e., Grand Total (A)+(B)+(C) indicated in Statement at para (I)(a) above}	Details of warrants		Details of convertible securities		Total shares (including underlying shares assuming full conversion of warrants and convertible securities) as a % of diluted share capital
				Number of warrants	As a % total number of warrants of the same class	Number of convertible securities held	% w.r.t total number of convertible securities of the same class	
1	GYANESHWAR INFRASTRUCTURE PVT LTD	480000	7.38	0	0	0	0	7.38
2	DECENT HOUSING PRIVATE LTD	520000	8.00	0	0	0	0	8.00
TOTAL		1000000	15.38	0	0	0	0	15.38




(I)(d) Statement showing details of locked-in shares

Sr. No.	Name of the shareholder	Number of locked-in shares	Locked-in shares as a percentage of total number of shares {i.e., Grand Total (A)+(B)+(C) indicated in Statement at para (I)(a) above}	Promoter/Promter Group/Public
1	PLAZA DIAMOND PROPERTIES P LTD	313793	4.83	Promoter/Promoter Group
2	SUSHIL SANGHAI	268966	4.14	Promoter/Promoter Group
3	SHEODUTTRAI BANSIDHAR SANGHAI	179310	2.76	Promoter/Promoter Group
4	ACOLYTE INFRASTRUCTURE AND MINING LTD	537931	8.28	Promoter/Promoter Group
TOTAL		1300000	20.00	



(II)(a) Statement showing details of Depository Receipts (DRs)

Sr. No.	Type of outstanding DR (ADRs, GDRs, SDRs, etc.)	Number of outstanding DRs	Number of shares underlying outstanding DRs	Shares underlying outstanding DRs as a percentage of total number of shares {i.e., Grand Total (A)+(B)+(C) indicated in Statement at para (I)(a) above}
I	NIL			0.00
TOTAL		0	0	0.00



(II)(b) Statement showing holding of Depository Receipts (DRs), where underlying shares held by "promoter/promoter group" are in excess of 1% of the total number of shares

Sr. No.	Name of the DR Holder	Type of outstanding DR (ADRs, GDRs, SDRs, etc.)	Number of shares underlying outstanding DRs	Shares underlying outstanding DRs as a percentage of total number of shares (i.e., Grand Total (A)+(B)+(C) indicated in Statement at para (I)(a) above}
1	NIL			0.00
TOTAL			0	0.00

